

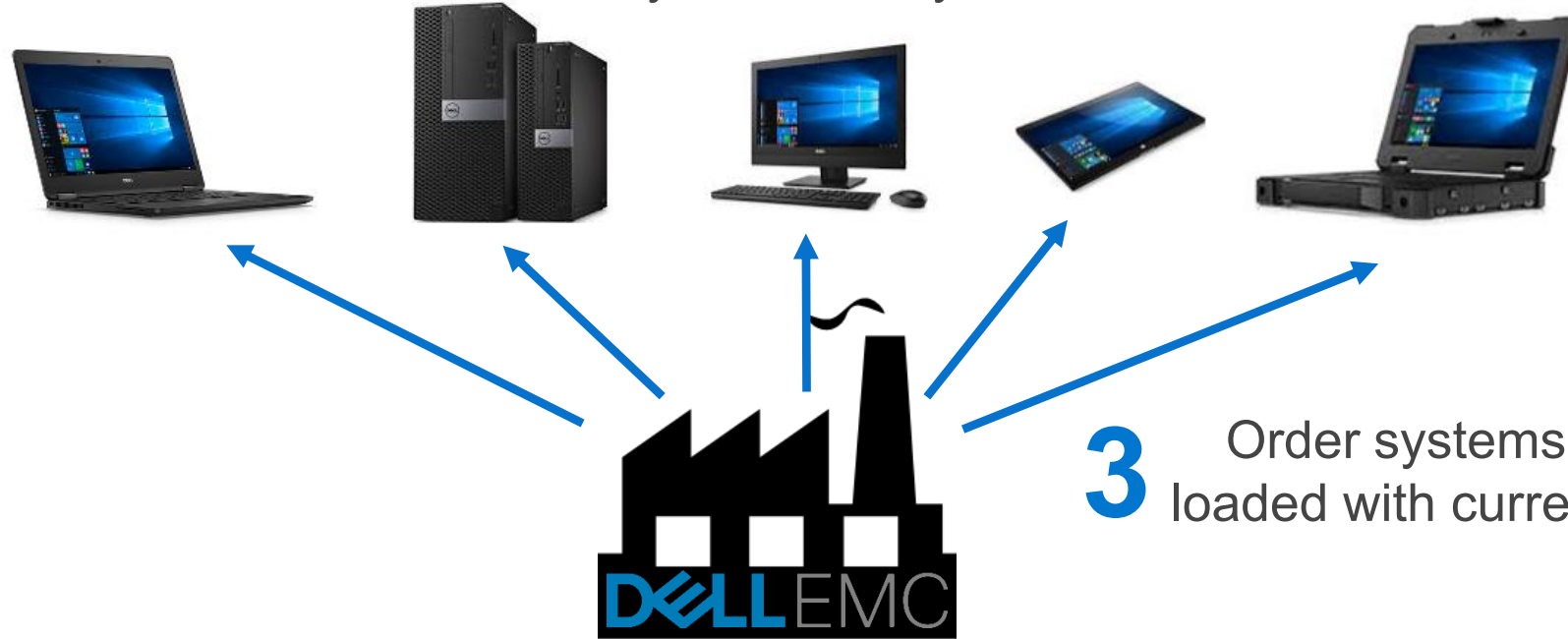
Dell Image Assist

 Windows Imaging Simplified

 Dell Technologies

How Does Image Assist Work?

Receive systems ready for use



3 Order systems & your image is loaded with current shipping drivers

2 Upload your image




1 Install Windows in a VM, customize it and run Image Assist




Reimaging Rights

Image Assist can be used
to reimage PC's
IF
Your image is being ordered
with [Dell Imaging Services](#).

 | ImageAssist ✕

Terms and Conditions

Please take a moment to read the license agreement and terms. If you accept the terms click "Next" to continue. 

with or are associated with such software.

3. Rights Reserved. THE SOFTWARE IS LICENSED, NOT SOLD. Except for the license expressly granted in this EULA, Dell, on behalf of itself and its licensors and suppliers, retains all right, title, and interest in and to the Software and in all related content, materials, copyrights, trade secrets, patents, trademarks, derivative works and any other intellectual and industrial property and proprietary rights, including moral rights, registrations, applications, renewals and extensions of such rights (the "Works"). The rights in these Works are valid and protected in all forms, media and technologies existing now or hereafter developed and any use other than as expressly set forth herein, including the reproduction, modification, distribution, transmission, adaptations, translation, display, republication or performance of the Works is strictly prohibited. Dell, on behalf of itself and its licensors and suppliers, retains all rights not expressly granted herein.


4. Restrictions. Except as otherwise provided herein or expressly agreed by Dell, you may not, and will not allow a third party to: (A) sell, lease, license, sublicense, assign, distribute or otherwise transfer or encumber by any means (including by lien, security interest, hypothecation or otherwise) in whole or in part the Software; (B) provide, make available to, or permit use of the Software in whole or in part by, any third party, including contractors, without Dell's prior written consent, unless such use by the third party is solely on your behalf, is strictly in compliance with the terms and conditions of this EULA, and you are liable for any breach of this EULA by such third party (a "Permitted Third Party"); (C) copy, reproduce, republish, upload, post or transmit the Software in any way; (D) decompile, disassemble, reverse engineer, or otherwise attempt to derive source code (or underlying ideas, algorithms, structure or organization) from the Software program, in whole or in part; (E) attack or attempt to undermine the security, integrity, authentication or intended operation of the Software; (F) modify or create derivative works based upon the Software; (G) use the Software on a service bureau, rental or managed services basis or permit other individuals or entities to create Internet "links" to the Software or "frame" or "mirror" the Software on any other server or wireless or Internet-based device; (H) use Software that was loaded by Dell onto specific hardware (an "Appliance"), separately from such Appliance; (I) use the Software for any internal deployment or other internal use that does not directly proceed and facilitate submission of an image to Dell in connection with the purchase and use of the Service(s); or (J) to create a competitive offering or to create other software, products or technologies; or (K) share or publish the results of any benchmarking of the Software without Dell's prior written consent. You may not, and will not allow a Permitted Third Party to, use the Software in excess of the number of licenses purchased from or expressly authorized by Dell. Minimum default partition size requirements apply. Dell reserves the right to change partition sizes to the minimum factory standards

5. Compliance. Upon request by Dell, you will certify in writing that all use of Software is in compliance with the terms of this EULA, indicating the number of Software licenses deployed at that time. You grant Dell, or an agent selected by Dell, the right to perform, during normal business hours, a reasonable audit of your compliance with this EULA. You agree to cooperate and provide Dell with all records reasonably related to your compliance with this EULA. If, as a result of the audit, a deficiency of greater than five percent (5%) is found in the license fees paid, then you shall bear the total cost of the audit, in addition to any other liabilities you may have.

6. Transferability. Unless the Documentation further restricts transferability, you have the limited right to transfer Software on a permanent basis as part of the sale or transfer of the hardware system on which the Software is loaded, provided that: (i) you retain no copies of any version of the Software, (ii) the transfer includes the most recent update and all prior versions of the Software. The terms of this EULA apply to any transferee.

☒ By clicking "Next" I Accept the terms of this agreement. NEXT

Dynamic vs. Static

 | Image Assist ✕

Which type of image do you want to create?

Select from the following options.

☒ Image Assist Dynamic - (Recommended) ☐ Image Assist Static

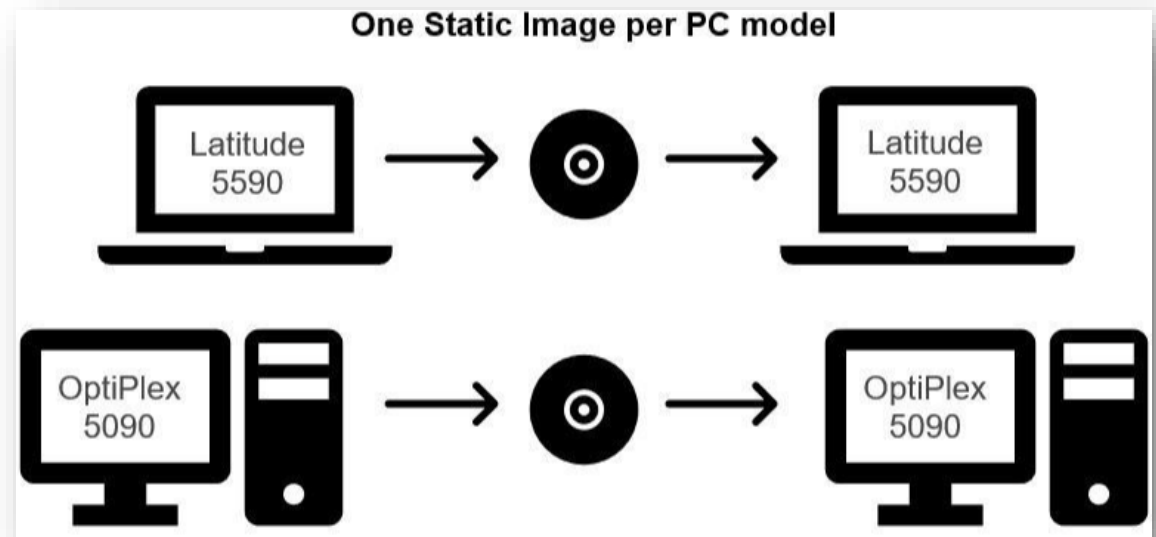
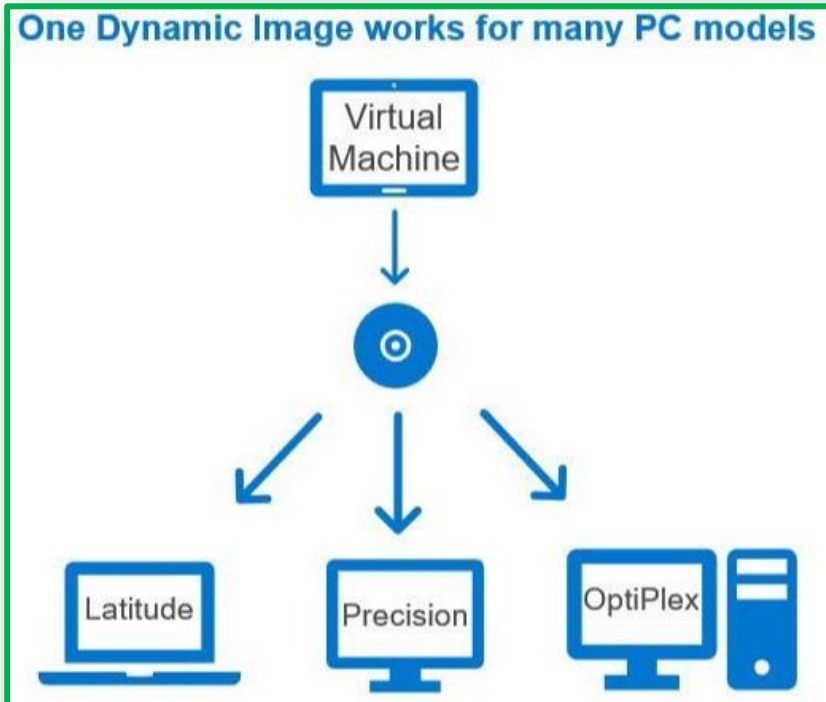
Benefits	Dynamic	Static
Optimized for Dell factory use	✓	✓
Fast and easy	✓	✓
Create an image that works with Dell's Imaging and ProDeploy services	✓	✓
Allows for local restore of your custom image	✓	✓
Designed to work across multiple Dell models or platforms	✓	✗
Manages updated drivers on current and future Dell business systems	✓	✗
Creates a single restore USB drive for use locally across multiple systems	✓	✗
Designed to assist during the image creation process (Unattend.xml and Sysprep)	✓	✗
Limited to capturing a single platform image after it is configured	✗	✓

 Technologies **Dynamic Recommended**

Dynamic vs. Static Cont.

[What is the difference between Dynamic Imaging & Static Imaging with Image Assist? - Dell Community](#)

RECOMMENDED



Dell Image Assist **timeline**

1. Install Windows & apps in a VM
2. Download & run Image Assist to capture the image
3. Test the image using the Image Assist USB drive
4. Upload the image for factory engineering
5. Review & approve First Article
6. Place orders

1-5 days

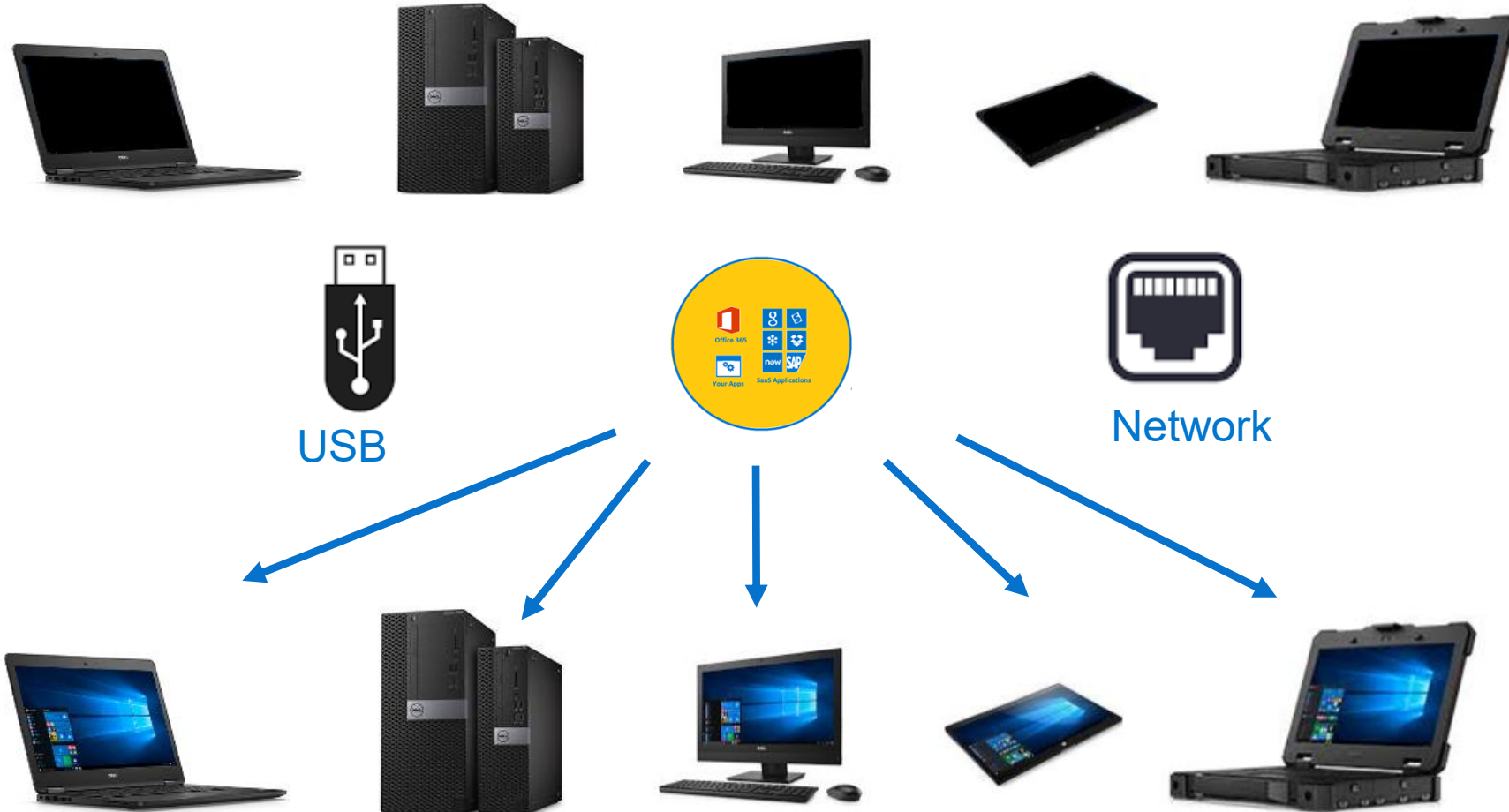
+

8-10 days

Total estimated time = 2 to 3 working weeks

Failed Hard Drive?

FAST recovery using Image Assist in-house using USB & Network



Included with Imaging Services

Image Assist Resources

- [Interactive Demo with Instructions](#)
- Image Assist KB > www.dell.com/diakb
- Helpdesk > www.dell.com/diahelp
 - 866-340-0541
 - us_osimaging@dell.com
- Free One Hour Workshop or Paid Engagements
- [Join Our Weekly Webinar](#) (Thursdays 9:30-10:30 AM CST)

More information online > www.dell.com/ImageAssist

www.dell.com/imageassist